



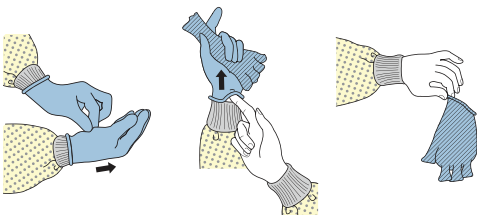
# Coronavirus COVID-19

BC Centre for Disease Control | BC Ministry of Health



## 9 Steps to Doff (Take Off) Personal Protective Equipment (PPE) For Airborne Precautions (AGMP)

1 Gloves



The outside of gloves are contaminated. Grasp palm area of one gloved hand and peel off first glove. Slide fingers of hand under other glove at wrist and peel off. Discard in regular waste bin.

2 Perform Hand Hygiene



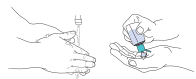
Clean all surfaces of hands and wrists.

3 Gown



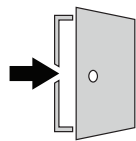
Unfasten ties, pull gown away from neck and shoulders, touching ONLY the inside of the gown. Turn gown inside out and roll into a bundle. Place in soiled laundry hamper (if reusable) or in regular waste bin (if disposable).

4 Perform Hand Hygiene



Clean all surfaces of hands and wrists.

5 Exit Room



Exit room and perform hand hygiene.

6 Goggles or Face Shield



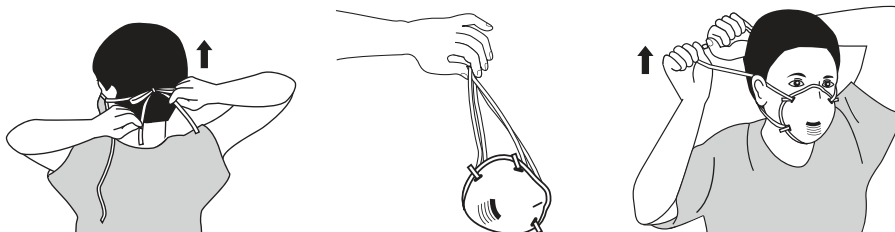
Do NOT touch the front of the eye wear. Place in receptacle for reprocessing (if reusable) or in regular waste bin (if disposable).

7 Perform Hand Hygiene



Clean all surfaces of hands and wrists.

8 N95 Respirator



Grasp ties or elastics at back and remove WITHOUT touching the front. Place in receptacle for reprocessing or in regular waste bin if soiled or broken.

9 Perform Hand Hygiene



Clean all surfaces of hands and wrists.

IPC v2.0



Ministry of Health



BC Centre for Disease Control

